

# XB6ETN521P

Ø16mm Emergency stop, non-illuminated,  
Ø32mm head, turn/pull to release, 2NC

Product availability : Stock - Normally stocked in distribution facility



Price\* : 25.60 USD



## Main

Range of product	Harmony XB6E
Product or component type	Complete non-illuminated mushroom head push-button
Device short name	XB6E
Bezel material	Plastic
Mounting diameter	1.26 in (32 mm)
Shape of signaling unit head	Round
Type of operator	trigger action
Reset	Pull to release Turn to release
Operator profile	Red mushroom Ø 32 mm
Contacts type and composition	2 NC
Connections - terminals	Solder terminal <= 0.75 mm <sup>2</sup> AWG 19

## Complementary

Net Weight	0.04 lb(US) (0.0194 kg)
Marking	CE
Mechanical durability	100000 cycles
Tightening torque	5.31...8.85 lbf.in (0.6...1 N.m)
Short-circuit protection	6 A fuse gG IEC 60269
[Ith] conventional free air thermal current	5 A
[Ui] rated insulation voltage	250 V 3)
Insulation resistance	< 100 MOhm
[Uimp] rated impulse withstand voltage	2.5 kV
[Ie] rated operational current	1.5 A 120 V, AC-12, C300 EN/IEC 60947-5-1 0.3 A 120 V, AC-15, C300 EN/IEC 60947-5-1

\* Price is "List Price" and may be subject to a trade discount – check with your local distributor or retailer for actual price.

Sep 30, 2020

1 A 240 V, AC-12, C300 EN/IEC 60947-5-1  
0.3 A 240 V, AC-15, C300 EN/IEC 60947-5-1  
1 A 24 V, DC-12, R300 EN/IEC 60947-5-1  
0.7 A 24 V, DC-13, R300 EN/IEC 60947-5-1  
0.2 A 125 V, DC-12, R300 EN/IEC 60947-5-1  
0.15 A 125 V, DC-13, R300 EN/IEC 60947-5-1

Electrical durability	1000000 cycles 50000 cycles, DC-13
-----------------------	---------------------------------------

## Environment

Ambient air temperature for storage	-40...158 °F (-40...70 °C)
Ambient air temperature for operation	14...131 °F (-10...55 °C)
IP degree of protection	IP65 IEC 60529
Standards	EN 60947-5-5 UL 508 JIS C8201-5-1 CSA C22.2 No 14 GB 14048.5 EN 60947-5-1
Product certifications	UR CCC TÜV
Vibration resistance	+/- 0.7 mm 10...500 Hz)
Shock resistance	500 m/s <sup>2</sup> mechanical durability

## Ordering and shipping details

Category	22459 - PUSHBUTTONS, 16MM
Discount Schedule	CS2
GTIN	00785901164135
Nbr. of units in pkg.	5
Package weight(Lbs)	0.05 lb(US) (0.02 kg)
Returnability	Yes
Country of origin	CN

## Packing Units

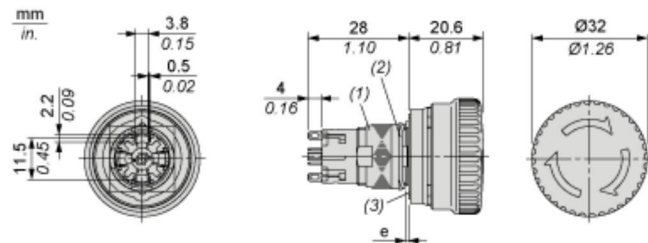
Unit Type of Package 1	PCE
Package 1 Height	2.60 in (6.6 cm)
Package 1 width	1.69 in (4.3 cm)
Package 1 Length	1.69 in (4.3 cm)
Unit Type of Package 2	BAG
Number of Units in Package 2	5
Package 2 Weight	4.09 oz (116 g)
Package 2 Height	1.57 in (4 cm)
Package 2 width	4.33 in (11 cm)
Package 2 Length	7.87 in (20 cm)
Unit Type of Package 3	S01
Number of Units in Package 3	30
Package 3 Weight	32.73 oz (928 g)
Package 3 Height	5.91 in (15 cm)
Package 3 width	5.91 in (15 cm)
Package 3 Length	15.75 in (40 cm)

## Offer Sustainability

Sustainable offer status	Green Premium product
--------------------------	-----------------------

California proposition 65	WARNING: This product can expose you to chemicals including: Nickel compounds and Di-isodecyl phthalate (DIDP) which is known to the State of California to cause Carcinogen and Reproductive harm. For more information go to <a href="http://www.p65warnings.ca.gov">www.p65warnings.ca.gov</a>
REACH Regulation	<a href="#">REACH Declaration</a>
EU RoHS Directive	Pro-active compliance (Product out of EU RoHS legal scope) <a href="#">EU RoHS Declaration</a>
Mercury free	Yes
RoHS exemption information	Yes
China RoHS Regulation	<a href="#">China RoHS declaration</a>
Environmental Disclosure	<a href="#">Product Environmental Profile</a>
Circularity Profile	<a href="#">End of Life Information</a>
WEEE	The product must be disposed on European Union markets following specific waste collection and never end up in rubbish bins.

Emergency Stop Pushbutton

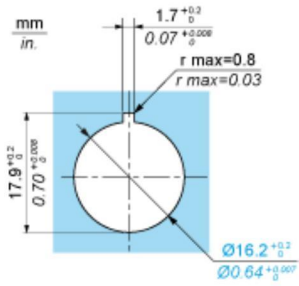


- e : panel thickness 0.5 to 6 mm / 0.01 to 0.23 in.  
(1) Nut  
(2) Anti-rotation plate (thickness: 0.6 mm / 0.02 in.)  
(3) Seal (thickness: 0.5 mm / 0.01 in.)

---

Panel Cut-out

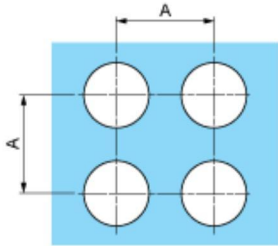
---



---

Minimum Clearance for Emergency Stop Pushbutton

---



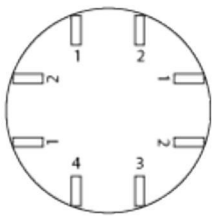
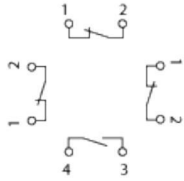
A : 41 mm / 1.61

---

Wiring Diagram

---

Emergency Stop Pushbutton Switches



Terminals NC contact terminals  
Terminals NO contact terminals